

KEEP STRENGTH KEEP STRONG

SEPPES Door Industry (Suzhou) Co., Ltd.
Add: Jinqiao Development Zone in Suzhou City Po Road No. 5001
Tel: 0512-66575355 Fax: 0512-66575311 E-mail: yyy@seppes.com.cn
<http://www.seppeschina.com>



I change the content and product specifications reserves the right, without notice. ©Copyright copy reproduced without written authorization is strictly prohibited.



☒ Has nearly 20 product inventions and technology patents

☒ Ping An Insurance of China underwrites 15 million yuan for the product

A wholly-owned subsidiary of SEPPES Holding Group



SEPPES BRAND SERVICE WORLD

世界500强企业供应商
SEPPES 西朗

西朗 西朗门业(苏州)有限公司
Seppes Door Industry (suzhou) Co., Ltd.

SEPPES DATA

The technical team is led by industry senior experts with over 7 years of professional experience per person.

More than 30 overseas distribution partners to serve the local market.

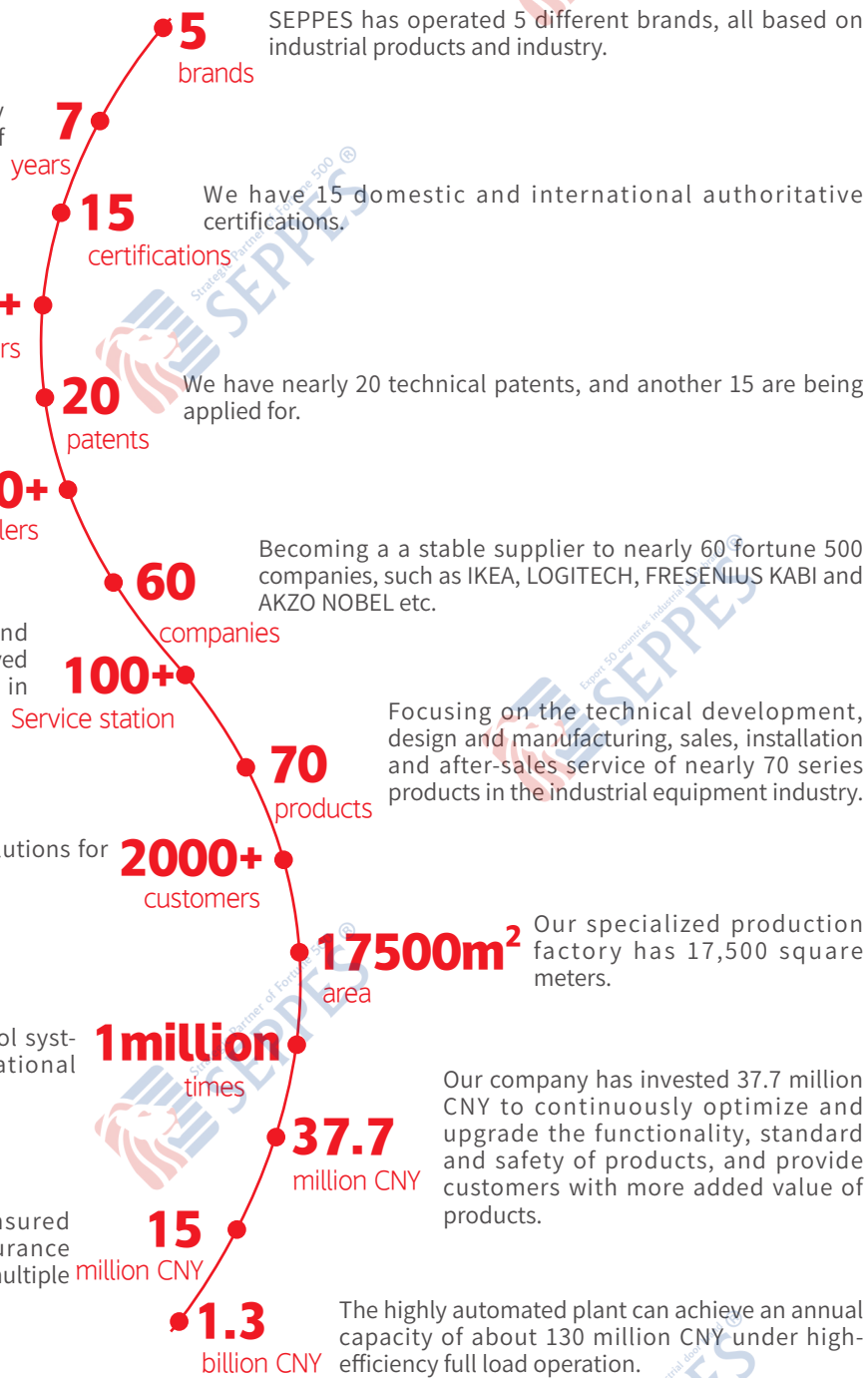
Providing brand authorization, product and technical support to more than 50 domestic distributors.

With more than 100 service outlets and offices in China, the company has achieved full coverage of products and services in major cities across the country.

We provide products and technical solutions for more than 2000 enterprise customers.

The industrial high-speed door control system has passed over 1 million operational professional tests.

The whole series of products are insured with 15 million CNY by Ping An Insurance companies, providing customers with multiple product safety protection.



SEPPES BRAND SERVICE WORLD

Make intelligent factories more efficient

SEPPES Door Industry, a wholly-owned subsidiary of SEPPES Holding Group, As a well-known brand manufacturer in the industrial equipment industry of factories, SEPPES promotes multi-category and Appreciates group development. Recently we have been focusing on developing technology, designing and manufacturing providing and solving various solution of nearly 70 products .such as industrial high speed doors, industrial sectional garage doors, high speed spiral doors, Triple Performance fast industrial defense door, logistics loading and unloading platforms, industrial door seals, thermal insulation high speed door for cold storage , special explosion-proof industrial doors and so on. we develop continuous technological innovation in accordance with European industry standards, and have a number of product core technologies. With the development concept of "SEPPES has been serving the world for the brand and Make the global intelligent factory more efficient ".simultaneously in order to We can provide the more Value added of products for our customer; we constantly optimize and upgrade the functionality, standardization, safety of product and professionalism, accuracy, and timeliness of services.


Now, SEPPES has a total of five brands operating jointly, Not only they are established in industrial products and industrial equipment field, but also they promote industrial Internet technology and whole industry chain development. The technical team is led by senior experts in the industry, and each technician has more than 7 years of professional experience, and SEPPES has 15 authoritative product standard certifications, nearly 20 pieces of various patents, and 15 pieces patents are applying.

The registered capital of our company is 37.7 million RMB, plant covers an area of more than 17,500 square meters, a number of automated product production lines and customized assembly equipment ,so we can meet various needs of fast standardized production and personalized customized manufacturing of every factory. Under high-efficiency and full-load operation of using our product, A factory with a high degree of automation can achieve an annual production capacity of about 130 million RMB.

The products are exported to Europe, Australia, the United States, Canada, France, Japan, Dubai, Vietnam, Indonesia, the Philippines, Chile, Russia and other countries and regions in accordance with high international standards. And there are more than 30 overseas distribution partners to serve the local market; there are more than 100 service outlets and offices in China to Achieve comprehensive coverage of products and services in major cities across the country, and we also provide brand authorization, products and technical support to more than 50 domestic distribution agents. "One door, one code, life-long service" is product lifelong responsibility system service standards, providing products and technical solutions for more than 2000 corporate customers.

SEPPES puts the safety of products in the first place, has developed a variety of safety protection devices, and applied for a number of safety protection technology patents, each series of products are equipped with safety protection devices. At the same time, the entire series of products are underwritten by Ping An Insurance of China for 15 million yuan, providing customers with multiple product use security guarantees!

www.seppeschina.com



CATALOG

08-09	10-11	12-13	14-17	18-19	20-21	22-25	26-27	28-29	30-31	32-35		36-39	40-47	48-53	54	55	56-57	58-59	60-61	62-63	64-69	70-71
Partner	High speed door	Core technology of High speed door	Multiple customized solutions for High speed door	Safety protection shape High speed door	Triple Performance fast industrial defense door	High speed door with zipper structure	Zipper structure High speed door performance advantage	Insulation type High speed door	Thermal insulation zipper structure High speed door	High speed spiral door		Wind resistant stacking high speed door	Sectional garage door	Warehousing logistics loading and unloading assembly equipment	Fire-proof door	Roller Shutter doors	Permanent magnet frequency conversion industrial fan	Polymer flexible anti-collision safety system	Professional certification and honor certificate	service team	Project engineering case	Cooperation industry customers



Business partners

Brand win-win situation



Strategic Partner of Fortune 500



Strategic Partner of Fortune 500





High speed door


High speed door is also called fast door, PVC fast shutter door, and fast partition door, it is common equipment for efficient operation industrial plants. It is suitable for frequent entry and exit and the internal cleanliness requirements of the logistics access area.

Door can open and close fast area, the opening speed of SEPPES brand high speed door can reach 1.0-2.0 m/s, which is nearly 10 times faster than ordinary steel rolling door.

It is with fast switching, thermal insulation, dustproof, insect-proof and soundproof protection and various functions, And is first choice industrial doors about reducing energy consumption, keeping dust-free, clean, constant temperature and humidity and ensuring good commodities' production environment of Enterprise workshop interior.

Functions:

1. it can help enterprises save energy, reduce emissions and reduce operating expenses from speeding partition and keeping clean door's functions.
2. It has intelligent protection function to ensure safety. It also meets the Safety Supervision's protection Requirement for factory's Safety production management.
3. It Improves the image of the hardware equipment in the factory workshop and helps the enterprise to develop the business work.



Core technology of high speed door

This high speed door is the seventh-generation upgraded product of SEPPES, adopting German brand integrated intelligent control system of high-precision servo drive unit, combined with safety protection patent technology, which is safe, stable, fast and efficient professional performance. Innovative visual man-machine interface design and human-machine communication actual display operating status and fault code. At the same time, the concept of industrial aesthetics is introduced into the design of door's structural processes, and it combined with automated laser fine cutting and precision components to create highperformance industrial door products. The surface of the galvanized steel frame can be customized with white, gray, blue, black and other colors by spray molding; ② SUS304 stainless steel frame can be customized; ③ Aluminum alloy profile assembly frame can be customized. Those can meet the needs of corporate customers for a variety of personalized colors and environments.






Convenient Innovative human-machine interface design; and interface convenient use and maintenance	Toughness Use imported brand High-strength base PVC fabric curtain with surface self-cleaning function. The door frame is equipped with innovative double-row card seat type sealing brushes, which form a four-sided airtight structure with the U-shaped bottom edge and the integrated door head sealing box, and the quick partition effect is better.
Fast Hundreds of times of daily switching on and off; 1.0-1.2m/s opening speed.	Convenient

8 innovative processes

Stability Equipped with German brand control system; servo high precision drive single unit. Built-in Internet smart chip, integrated intelligence, powerful function, convenient to expand and interconnect with automation equipment or remote control, and have both slow start, slow stop and automatic repair functions.	Beautiful Using automatic laser cutting and precision component door frame.
Smart	Safety Standard infrared anti-pinch safety protection device.

Different kinds door opening methods and extended functions

SEPPES is equipped with nearly ten kinds of door opening methods ,such as equipment linkage,double door interlocking, door opening and closing delay, door opening and closing warning,Remote communication control and many other intelligent expansion functions, enterprise customers can choose those according to their needs, what's more, opening ways of SEPPES achieves automatic switch operation of doors, linkage and remote control with equipment signals to Help global country build an unmanned smart factory.

			
Vehicle detector	Pull-switch	Motion sensor	Remote control
			
Wireless switch	Bluetooth switch	Use Access control	Interlocking





Multiple customized solutions for high speed doors



High speed door in clean area



Custom blue frame



Custom dark frame




Combination door inside and outside



SUS304 stainless steel fast rolling door, the frame and components are corrosion-resistant, easy to clean and durable


Ex explosion-proof quick door (project explosion-proof certification for the whole door)



Explosion-proof door of chemical workshop



Explosion-proof door of paint shop



Food and chemical explosion proof fast door




Stainless steel air shower door

Fast logistics combination door:
Fast rolling door, metal rolling door, loading and unloading platform, door seal, air curtain machine



Fully transparent fast door for clean room



Protective quick door in arc-proof welding room



Thickened door curtain to strengthen protective quick door



Protective quick door for robot operation room



The fast door of the conveyor belt delivery port of the intelligent three-dimensional library (Yangtze River Pharmaceutical Group Factory)



Protection fast door between automation equipment

One code for one door, lifetime service

Make intelligent factories more efficient



Safety protection high speed door

Safety protection high speed door is with special thickened strong door curtain,has fast and convenient opening and closing and own double safety protection devices, etc function ,which is a subdivision protecting-type high speed door in the industrial production environment and Functional PVC rolling door of special area application ;is developed for use in the production equipment room, robot workshop, welding equipment room, special isolation area of the workshop.etc;and is also a essential equipment for enterprise factories that value high standards of production safety and production environment.Safety prot

European Standard

Intelligent, highly sensitive, systematic safety systems and protection devices, European industrial-grade safety protection standards

Frame

Aluminum alloy profile assembled integrated frame,beautiful of the door shape design,More match with equipment

Thicken

2.0mm special thickened curtain,the door curtain is flat to reinforce strong tough and strong impact resistance.

High speed

Equipped with German FROG PUPIL special servo control system,the door opening speed can be as high as 1.5-2.0 m/s

Safety

Optional extended safety light curtain and airbag bottom sensor (SEPPES patented technology), make more safer.

Equipment linkage

Multiple expansion ports, can be linked with equipment, remote signal transmission control



Triple Performance fast industrial defense door

Triple Performance fast industrial defense door developed by SEPPES in two years, among many industrial door product types, is a traditional flexible fast door with frequent and fast opening and closing performance, and can reach the performance of industrial lifting doors and steel rolling doors. It is an innovative product with thermal insulation and wind resistance, which is more economical than turbo hard fast doors and saves installation space.

Triple Performance fast industrial defense door that is more wind-resistant than flexible fast doors, faster than industrial lift doors, and more space-saving than turbo hard fast doors. The rigid curtain structure uses aluminum alloy profiles and EPDM (EPDM) The double-layer curtain has a single wall thickness of 1.0mm, built-in special reinforcing ribs, and the surface is silver-white oxidation treatment, which is suitable for frequent and rapid repeated folding.

Triple Performance fast industrial defense door is equipped with a servo frequency conversion intelligent control system, which is faster. It can choose radar, geomagnetism, infrared, Bluetooth, remote control, access control and other door opening methods. It can also be combined with equipment and remote communication signal control. It is suitable for use in various scenarios such as airport cargo transfer ports, industrial automation production line transfer ports, industrial robot workshop protection, warehouse logistics entrances and exits, and interior and exterior protection of workshops.



X-ray security inspection machine
fast industrial defense door



Chengdu Tianfu International Airport Baggage
Sorting Warehouse Fast Industrial Defense Door



Triple Performance fast industrial defense door outside
the workshop



Double door combination (industrial lift door & zipper fast door)

High speed door with zipper structure

With the continuous improvement of production environment standards, the heating and cooling equipment of storage sites has become standard equipment for many enterprises. Therefore, how to better reduce energy loss and introduce new energy-saving technologies have become key issues that enterprises need to consider in actual operations. One of the most effective methods is to install energy-saving and efficient fast doors with zipper structures at important and frequent entrances and exits.


SEPPES zipper high speed door with unique zipper -type rail design and integrated sealed door

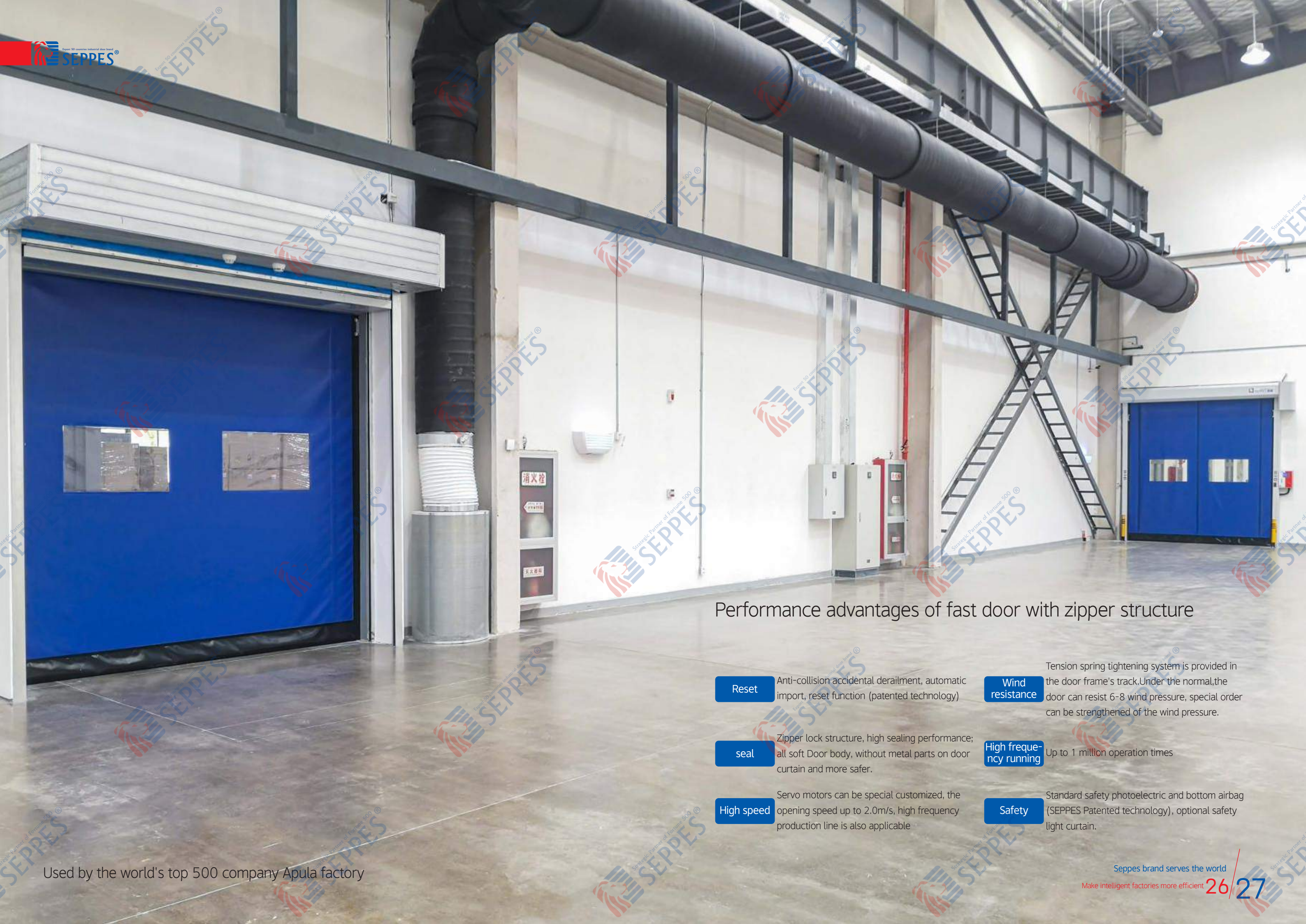
body can both reduce minimize the loss of energy

consumption and provide efficient logistics entrances and exits to keep the original Temperature conditions and cleanliness of the building's interior space.Zipper quick door's curtain part is without any metal parts to ensure the safety of equipment and personnel and high speed zipper door has excellent self-wind resistance performance.

At the same time, it has a self-repairing function (SEPPES patented technology), even the door

curtain is derailed from the track (such as being hit by a forklift, etc.) the curtain will re-track automatically in the next operating cycle.Sectional view of zipper structure.





Performance advantages of fast door with zipper structure

- Reset

Anti-collision accidental derailment, automatic import, reset function (patented technology)
- Wind resistance

Tension spring tightening system is provided in the door frame's track.Under the normal,the door can resist 6-8 wind pressure, special order can be strengthened of the wind pressure.
- seal

Zipper lock structure, high sealing performance; all soft Door body, without metal parts on door curtain and more safer.
- High speed

Servo motors can be special customized, the opening speed up to 2.0m/s, high frequency production line is also applicable
- High frequency running

Up to 1 million operation times
- Safety

Standard safety photoelectric and bottom airbag (SEPPES Patented technology), optional safety light curtain.

Used by the world's top 500 company Apula factory

Thermal insulation high speed door

Thermal insulation high speed door is a function-enhanced high speed door, which uses the multi-layer composite door curtain (filling in heat insulation material in door curtain), adopts built-in sealing structure of track and includes built-in wind-resistant design. It has fast speed, the insulation function is more improved than ordinary roll shutter door. It is suitable for ordinary cold storage areas or special environments of requiring temperature insulation.

- | | |
|---|--|
| <p>Insulation</p> <p>Adopted Multi-layer composite thickened curtain, filled with heat insulation material, significantly reduced heat transfer</p> | <p>Frame</p> <p>Adopted SUS304 stainless steel frame and components, it is corrosion resistant, easy to clean and suitable for cold storage environment</p> |
| <p>Seal</p> <p>Adopted Double-row brush or rubber band seal in the track, blocked air convection and improved insulation effect.</p> | <p>Safety</p> <p>Standard infrared safety anti-pinch protection device, optional Equipped with the bottom edge of wireless airbag sensor (patented by SEPPES)</p> |
| <p>Anti wind</p> <p>The door curtain is with embedded aluminum alloy wind bars. It has strong impact resistance and enhances and integrates the beauty of door curtain</p> | <p>Antifreeze</p> <p>Optional heating system device of the track to prevent condensation and freezing.</p> |
| <p>Antifreeze</p> <p>Optional built-in servo tube mounted motor, higher precision, larger roller, faster door opening speed</p> | |



Ex BT4 explosion-proof insulation quick door (SS304 frame)



Food factory low temperature cold storage insulation fast door



Insulation fast door of conveyor belt delivery port of pharmaceutical factory



Thermal insulation zipper structure high speed door

The thermal insulation zipper structure high speed door combines the zipper lock structure with the thermal insulation multi-layer thickened curtain, while ensuring the airtightness of the internal environment, significantly reducing heat transfer, reducing energy loss and generating a condensing environment. The innovative technology of dual-axis drive enables the curtain to operate at high speed without adding traditional counterweight; The soft bottom is equipped with a safety anti-pinch device, and

the track has a built-in safety Infrared light curtain for all-round safety protection; The drive unit with protection class IP65, combined with track heating technology, makes the product cold-resistant to -40°C . The opening speed can be adjusted up to 1.5 meters/second or more, which realizes frequent switching operations hundreds of times a day, and is an upgrade product of replacing the traditional slow speed door for the freezer.

Heat preservation

High-quality cold-resistant thickened curtains, multilayer composite insulation materials, high-sealed special zipper guide rails, to achieve dual functions of air tightness and thermal insulation.

Antifreeze

Drive unit with protection class IP65, track heating technology (The high temperature resistance of the special heating cable can reach 280°C) can make product works normally in the low temperature environment of -40°C and above.

Double-driving

The rack and pinion transmission technology equipped with a dual-axis drive does not require a load on the bottom of the door to close the door, so that the curtain does not have hard materials and realizes soft contact protection for people and goods

High Speed

The technical characteristics of the dual-axis drive and the high integral integrated slide rail enable the product to achieve 1.2 meters/ second, and the adjustment can reach high speeds of more than 1.5 meters/second and frequent operations of hundreds of times/day

Repair


The product is equipped with an automatic derailment repair system. When the door body is derailed by external force, no manual recovery is required. The automatic product monitoring system will automatically reset during the next operation.

Safety

Standard equipped with bottom anti-trap airbag (Patent technology of Seppes). Optional built-in safety light curtain



Zipper structure track




Dual axis linkage technology



Frame heating system



Automatic reset mechanism



Soft bottom rebound against obstacles



Multiple insulated door curtains





Strategic Partner of Fortune 500®
SEPPES®

High speed spiral door

High speed spiral door is a new type of metal high speed industrial door integrating heat preservation, energy saving, sealing, high efficiency, wind resistance and environmental protection. The door designed with the new curved turbine and tension tension balance technology, opening speed can be adjusted from 0.8-1.5 m/s, It is suitable for logistics channels that require high speed and open frequently.

The door produced by a lightweight double aluminum alloy door, with a single layer thickness is 0.7mm, an internal filled high-density polyurethane foam insulation material, and the total thickness of the door plate is 40 mm. There are several advantages such as thermal insulation, light weight, high strength, anti-impact, etc. The level of wind resistant is 32 m/s, which reach the level 12.

This door is suitable for fast channels of indoor and outdoor logistics and production, which can prevent a large amount of energy loss which caused by air circulation. Compared to the ordinary industrial enhancement door translation door and metal roller shutter, it can save more than 87% energy. The door is also equipped with stable, energy-saving, accurate servo intelligent drive system to ensure the door with accuracy, reliable operation, and the total operation is about 100,000 times. People can implement the door easily by himself by the power-off emergency manual release open agency, with the technology of tension.

Five core technology



Turbine inhalation mechanism



Tension balance system



Silent drive



Wireless security anti-clam



Power-off release manual device

Variety of customized structural solutions




Standard spiral inhalation structure



Elliptical spiral inhalation structure



L-type structure



Vertical structure



Hanging area tube structure



Smart agricultural base hard fast door



IKEA home AGV smart handling car linkage hard fast door



Underground garage hard fast door

Optional door head hood hard fast door (En Libs factory)

One code for one door, lifetime service

Make intelligent factories more efficient

32/33



Technical characteristics of high speed spiral door

Insulation

0.7mm thick double-layer aluminum alloy door panel, filled with high-density polyurethane foam in the middle, each cubic volume density $\geq 50\text{kg}$, total thickness of the door panel is 40mm, broken bridge insulation structure design

Airtight

The four-layer sealing structure ensures the airtightness and isolation effect inside and outside the door. The air tightness is $8.63\text{m}^3/(\text{m}^2\text{h})$ up to international level 3, and the water tightness $\leq 700\text{Pa}$, reaching the international standard level 6.

Wind resistance

High-strength door panel and transmission mechanism, wind resistance capacity up to 32m/s (12 levels)

Drive

A special servo system is adopted, and the core is a DSP processing chip. The system accurately controls the opening and closing operation of the door by receiving the servo motor encoder signal.

Structure

Turbine suction type, elliptical suction type, vertical lifting type, 90 degree turning lifting type and other structures are optional. The integrated transmission system of pulley and track balance mechanism is light, smooth and fast.

Fast

Opening speed $1.2\text{--}2.35\text{m/s}$, adjustable, closing speed 0.6m/s , adjustable

Security

Infrared safety anti-pinch protection device is standard, the entire light curtain and the bottom edge of the wireless airbag are optional (Seppes patented technology)




Intelligent stereo garage hard fast door




EX BT4 explosion-proof type hard fast door (Japanese-funded color refined chemical special explosion-proof area)

Seppes brand serves the world

Make intelligent factories more efficient




Large-scale anti-wind stacked fast door



Expert 50 countries industrial door brand

Wind resistant stacking high speed door

The wind-resistant stacking high speed door adopts a folding lifting method and multiple built-in or external horizontal wind-resistant levers, so that the wind pressure can be evenly distributed on the whole curtain, and can resist about 10 levels of strong wind, and its wind resistance is much higher than that of the conventional drum type. The high speed stacking door is especially suitable for the logistics channel and the large area of the opening environment. At the same time, it can choose to open the door with geomagnetic automatic induction. When the metal objects such as logistics vehicles pass by, the door will automatically open to meet the needs of frequent opening and closing. SEPPES developed an aluminum alloy profile external windproof rod structure based on the traditional built-in windproof rod stacking high speed door. The reinforced profile snap-in design, the curtain can be decomposed, and only one curtain can be replaced during later maintenance. , More convenient and economical, at the same time, the aluminum alloy wind resistance rod makes the whole stacking high speed door more three-dimensional and improves the product grade.



Geomagnetic automatic sensing stacked fast door



Buffer double door interlocking



Customizing super large wind stacked fast door



Customized a wind-resistant stacked fast door



Wind turbine blade coating workshop large stacked fast door

Seppes brand serves the world

Make intelligent factories more efficient

38/39



Industrial sectional door

Industrial sectional doors are suitable for doors of various buildings both inside and outside. A complete operating system is formed through torsion spring tension balance, pulley sliding rail sliding, frequency conversion intelligent control system electric control, and more than 6 types of lifting operations can be customized according to the installation environment. Industrial lifting door, suitable for doors of various buildings external and internal, through torsion spring tension balance, pulley sliding rail sliding, frequency conversion intelligent control system electric control to form a complete operating system, and more than 6 kinds of lifting operations can be customized according to the installation environment Method, 40mm thick high-density polyurethane foam door panel has both thermal insulation and anti-collision. The product has beautiful appearance, ruggedness, stable switching, low noise, sealed insulation, safety and reliability, and the characteristics of saving plant space. It is widely used for its high practicality and high-end appearance.

6 perfect systems



Door panel system

40/43/50/60/75/80/43+60/51+120 (Big Back Rib) Multi-series door panel, filled With polyurethane foam (48KG/m³), impact resistance $\geq 45\text{kg/m}$, anti-pinch, strong and durable, thermal insulation and sound insulation, strong industrial aesthetics. (patented technology)

The top and two sides of the guide rail are equipped with EPDM sealing tape and π type bottom seal, which is fully sealed after closing the door. The door panel interface is equipped with a sealed rubber to block cold and heat transfer and reduce energy loss.




Sealing system



Door panel system

The torsion spring is made of high-quality spring steel, and the surface is treated with anti-corrosion and anti-rust treatment to achieve 30,000 cycles and can be customized up to 50000/100,000 times. The sliding rails and hinges of the pulleys are important components of the balancing system, enabling light and smooth operation.

German brand control system, frequency conversion intelligent control switch door slow start and slow stop, more stable and durable. Multiple expansion ports are reserved to meet various customized needs such as interlocking linkage, automatic opening and remote control communication.



Sealing system



Fall preventing

Optional torsion spring anti-break protection device, when the torsion spring breaks unexpectedly, quickly respond to the lock and force the falling door body to stop within 20 cm; the door body anti-fall protection device prevents the cable from breaking accidentally and the door body falls; Anti-pinch bottom anti-pinch device. (patented technology)

Rich enhancement system, optional window, small door, innovative door without threshold, lifting method, wind resistance component, remote door opening, remote control, door panel custom color, infrared security protection, and multiple induction door opening devices. (patented technology)



Sealing system



Standard lifting method



Improve lifting methods



Vertical lifting method



Low lifting method




Equipped with emergency door door (in line with fire protection and safety)



Strategic Partner of Fortune 500®
SEPPES®
Expert 50 countries industrial door brand®


Insulation professional test

Test environment: outdoor -20°C , indoor +18°C Test method: thermal imaging; intuitive visual inspection



SEPPES sectional door

Thermal imaging test conclusion: there is almost no heat loss;
Visual conclusion: no frost appears on the door panel, and the thermal insulation performance will not decrease with the increase of the door panel area.



Non-professional manufacturer sectional door
Thermal imaging test conclusion: the area of heat loss is about 50%;
Visual inspection conclusion: Serious frost appears on the door panel. The larger the size of the door, the more severe the frost phenomenon.

Reinforced components: more durable and safer

SEPPES sectional door




(patented technology)

The door in the door is equipped with an interlocking device between the small door and the door. When the small door is not fully closed, the door cannot be opened, ensuring safe use.



The pre-embedded reinforced device is specially added for the hinge. After the screws are tightened, three fixing points are formed inside the door panel to ensure the connection strength between the hinge and the door panel.

Non-professional manufacturer



There is no embedded reinforcement, the hinge has only one fixed point, and the screw is easy to loosen, which affects the strength of the connection between the hinge and the door panel.



Loading and unloading docks: industrial sectional doors and loading and unloading platforms

One code for one door, lifetime service

Make intelligent factories more efficient





Warehousing logistics loading and unloading assembly

Cargo handling is an important part of the warehousing and logistics field. A set of professional loading and unloading area planning can effectively improve traffic efficiency and reduce operating costs. The industrial door, door shelter, and dock leveler form a complete loading and unloading combination: the industrial door is closed when it is not in working state, keeping the indoor and outdoor sealed isolation; when entering the working state, the industrial door is opened, and the dock leveler cooperates with the door shelter to make the car It forms a closed loading and unloading environment with the interior to prevent the entry of external debris, airflow, rain, etc., and ensures that the loading and unloading work is carried out conveniently, cleanly and safely.



Mechanical door shelter Sponge door shelter Inflatable door shelter Loading and unloading tent

The mechanical door shelter curtain board is made of double-layer polyester fiber elastic strength fabric, and the surface is PVC coated. The side wings are equipped with reflective yellow guide strips. The frame is connected by hinges to resist extrusion. It is composed of frame, rear frame and connecting arm. The overall frame is treated with corrosion-resistant galvanized, and the surface is fixed and decorated with anodized aluminum alloy profiles, which is beautiful and generous.

Features: a closed loading and unloading environment is formed; it is applicable to a wider range of models; it has lower requirements for wall bearing strength.

The sponge-style door shelter curtain fabric is made of polyester fiber elastic strength fabric with PVC coating on the surface. The interior is filled with high-elasticity sponge with a maximum compression ratio of up to 75%. The fabric is fixed with screws and metal grommets to always ensure that the air overflows evenly under pressure. The pleated pages are distributed on both sides and above, wear-resistant and anti-extrusion. The wall must have bearing capacity.

Features: tighter sealing protection;

The surface of the inflatable door shelter is made of high-quality neoprene rubber and highly wear-resistant material, which can meet the service life of no less than 30,000 times. The airbags on both sides and the top tightly wrap the rear of the car after being inflated. The airbags on both sides adopt an L-shaped structure to ensure a tight seal between the bottom of the airbags on both sides and the wall. The width adjustment range is 1600mm, and the top airbag length adjustment range is 1200~1500mm, which is suitable for various truck chassis heights. It adopts a large air volume fan and is installed outdoors, which can work stably under bad weather (-30°C ~60°C).

Features: Suitable for a variety of models of vehicles; the best sealing effect can minimize the energy loss during loading and unloading, especially suitable for warehouse logistics and cold storage with high sealing requirements.

The loading and unloading tents are constructed with polyurethane panels with thicknesses of 42mm, 50mm, and 75mm, which is a more economical solution for logistics access, especially for the cold storage building space of an inch of land, which can be realized by transferring the unloading position outside the building. The storage area is maximized to achieve the dual effects of efficient building sealing and loading and unloading seals, which include loading and unloading rooms, loading and unloading platforms, door seal series, etc.

Features: save indoor space; avoid secondary reconstruction and construction; integrated assembly is more convenient.




Warehousing logistics terminal loading and unloading gold combination
Loading and unloading platform / mechanical door seal / industrial door / anti-collision block



The loading and unloading platform works together through the control system, electro-hydraulic power unit, adjusting plate and tongue plate, which can effectively adjust the height difference between the bottom of the carriage of different transport vehicles and the platform, forming a transitional board between the vehicle and the platform, and improving the efficiency of loading and unloading . The dynamic load rating is 6.3T, and the static load rating is 13.6T. The body guards on both sides are automatically retractable to ensure safety. Equipped with reliable hydraulic control speed safety valve and anti-falling valve safety protection device. 400mm innovative double 5° arch bridge type reinforced tongue plate design technology, smoother transition, effectively avoiding impact damage of forklift, platform and loading and unloading platform. The telescopic loading and unloading platform can be customized for special environments, with a dynamic load of 6,000KG, a static load of 8000KG, and a telescopic length of 1000mm.

The truck stopper uses the vertical stop hook to pull the truck's anti-collision tail bar (RIG) to fix the semi-trailer to the loading dock to prevent safety accidents caused by accidental separation of the truck. It can withstand more than 32,000 lbs (14,500 kg) of pulling force. During loading and unloading, the mechanical spring can constantly contact the anti-collision tail rod, and float and automatically adjust accordingly to ensure that it is always effectively restricted during loading and unloading operations. The 4.25" height limiter has a reverse tilt design to provide the highest and widest coverage for the anti-collision tail boom.



Loading and unloading platform



Truck restraint



High-end truck restraint



Mobile boarding bridge

Warehousing and logistics terminal loading and unloading platform



Steel fire door



Inorganic fabric double curtain double track fireproof rolling door



Inorganic cloth fire door for clean area



Explosion-proof rolling door



Steel rolling door



Insulation rolling door



Three-dimensional library inorganic fabric fireproof rolling door



European-style aluminum alloy rolling door

Polymer flexible anti-collision safety protection system

In an industrial or commercial environment where vehicles and pedestrians coexist, on-site staff and facilities are more likely to be injured and damaged by vehicle collisions. These security incidents often change the life of the company's staff, and cause the company to incur large expenses and damage its profits.

After the traditional steel guardrail is impacted by external force, both the impacted party and the impacted party are easily damaged, causing ground damage and vehicle damage, resulting in maintenance costs, and cannot truly protect the rear.

The special polymer flexible material technology developed by Serang's technical team provides enterprise users with revolutionary high-elasticity safety anti-collision barrier products and safety technology solutions. It has passed the international TUV standard safety anti-collision guardrail test to ensure safety and anti-collision. The quality control and impact resistance of the guardrail can minimize the damage to the vehicle. Products can be widely used in manufacturing workshops, logistics warehousing, aviation airports, shopping malls, supermarkets and parking lots, etc., to escort users' safety.

Product Features:

1. The polymer flexible material, the energy-absorbing shell, alleviate and eliminate the impact 2. Internal strengthening structural ribs, secondary cushioning elastic technology;3. Built-in industrial rubber buffer in the base, fixed with special reinforced bolts;1、 4. Withstand the impact force of a 4 ton forklift at a speed of 6KM/H.



Flexible safety fence
Polymer material energy-absorbing shell,
built-in secondary elastic buffer



Polymer flexible anti-collision pillar
Energy-absorbing shell, built-in buffer,
alleviate and eliminate external impact



Building column protection barrel
Hollow high elasticity, multi-type
optional, fixed by loop velcro



Safety protection of warehouse
loading and unloading ports



Shelf corner protection and safety guardrail (energy absorbing
LDPE material, fixed by Velcro, 270 degree wide angle protection)



Smart shelf alarm light



Door body and steel structure safety protection



Supermarket three-dimensional safety protection system

CERTIFICATION

Professional certification and honor certificate



PROFESSIONAL



Delivery vehicle



Service car



professional service

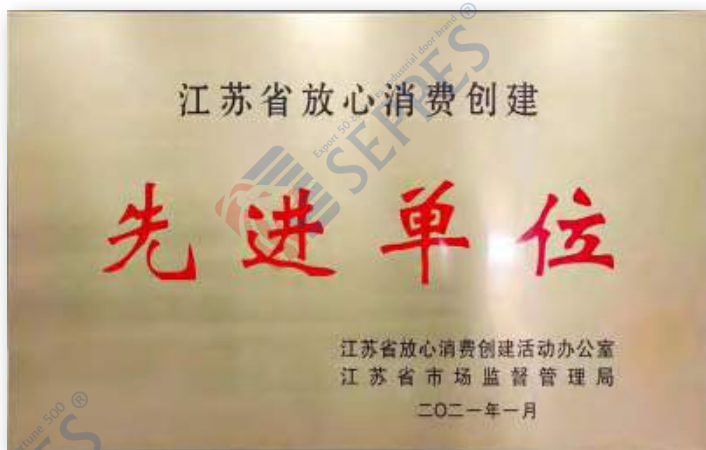
SEPPES has an experienced team of professional and technical engineers, with an average of more than 7 years of experience in the industry, equipped with multiple engineering service fleets, 7×12 hours quick response, important maintenance and emergency repairs. At the same time, there are more than 100 service outlets and offices in the country to achieve full coverage of services in major cities across the country.



Service outlets all over the country ;One door and one code for life service



Products are exported to more than 50 countries and regions such as Asia, Europe and America,etc




Customer visits




Energetic team



management team



SEPPES Service Team





Project Cases



Huawei Technologies Co., Ltd. Shanghai Research Institute



State Grid Zhejiang Electric Power Company



FAW-Volkswagen Tianjin Plant



Kweichow Moutai Co., Ltd.



Suzhou Inovance Technology Co., Ltd.



Apula (Jiangsu) Plastic Products Co., Ltd.



Shandong Aifudi Biological Co., Ltd.




Shihe Organic Farm



GOG Warehousing and Logistics Group Cargill Express




Herbalife Nanjing Production Headquarters



PetroChina Jiangsu Liquefied Natural Gas Co., Ltd. (stainless steel sectional door)



CRRC Corporation Limited



Ziyan Baiwei Chicken Lianyungang Factory



Qinghai Salt Lake Chemical Fire Emergency Rescue Base



Chemical (Huzhou) Safety Equipment Co., Ltd.



China Railway Logistics Group Co., Ltd.



Jiangsu Jinghua New Material Technology Co., Ltd.



Schaeffler (China) Co., Ltd.



Zhejiang Caihuang Fine Chemical Co., Ltd.



Liebherr (China) Co., Ltd.

One code for one door, lifetime service

Make intelligent factories more efficient



Project Cases



Johnson Controls Hitachi Air Conditioning (Wuhu) Co., Ltd.



Qilu Pharmaceutical



Yangtze River Pharmaceutical Group Co., Ltd



Magna Powertrain (Changzhou) Co., Ltd.



Thermo Fisher (Suzhou) Instruments Co., Ltd.



Suzhou Fenglian Industrial Co., Ltd.



Changzhou Givaudan Perfume Co., Ltd.



Direct International Logistics Co., Ltd.



Unilever (China) Co., Ltd.



Xingyu shares



Jiangsu Dahe Egg Industry Co., Ltd.



Coastal Pharmaceutical



Lianyungang Zhengda Tianqing Pharmaceutical



Ford



Hangzhou Food and Kitchen Processing Base



China Tobacco



Granbia Nutrition (Suzhou) Co., Ltd.



Volkswagen Guangdong Plant



COFCO Group Co., Ltd.



Jining Yuchai Engine Co., Ltd. (Smart Factory AGV Remote Communication Fast Rolling Door Project)



Project Cases



Ningxia Yinchuan International Airport



Jiaxing New Story Food Co., Ltd.



Zhengda Qingchunbao Pharmaceutical



New Hope Double Happiness Dairy



Chengdu Tianfu International Airport



IKEA



Yangtze River Pharmaceutical Group—Nanjing Hailing Pharmaceutical



Aomei Pharmaceutical (Suzhou) Co., Ltd.



Shanghai Dongyu Fruit Industry Co., Ltd.



Chifeng Fire Fighting, Inner Mongolia



Fuller (Nanjing) Chemical Co., Ltd.



Jiangsu Xinrun Plastic Co., Ltd.



Dangsheng Technology (Changzhou) New Material Co., Ltd.



Moutai Town Winery Stereo Library



Nongfu Spring




Haicheng Bangda International Logistics Co., Ltd.



GLP Logistics Park



Changzhou CRRC Iron Horse Industrial Co., Ltd.



Jienengke(China)Bio-Engineering Co.,Ltd.



Zhongxin Suzhou Industrial Park environmental protection treatment base